

Region VI UIL Marching Contest
Saturday, October 16, 2021

LOCATION: Ratliff Stadium; Odessa, Texas

PARKING: Buses **and** equipment trucks will be parked in the WEST parking lot. Please have buses and equipment trucks enter and exit through the NORTH gate off of Charles Walker Road. Charles Walker is off of Grandview. There will be guides to direct the vehicles to their parking spots. Equipment trucks/trailers will park next to the buses.
** All spectator vehicles should enter and exit through the **SOUTH GATE** off of Yukon Rd and park on the west side of the stadium. The first two rows will be for Handicapped, elderly, and contest workers. Spectators will park in rows 3 through 6. There will be volunteers to help direct traffic for parking.

SEATING: Bands may sit on the West side of the stadium following their performances. Please sit in sections closer to the end and allow plenty of distance between groups. Spectators will sit on the WEST SIDE in sections D, E, & F.

ADMISSION: <i>The entrance gate for spectators will open at 10:30am. There will be an admission charge of \$5.00 for all spectators six and older.</i>

LOST AND FOUND: Located in the Ticket Office.

ARRIVAL TIME: Bands should be in the stadium lot at least 30 minutes prior to their scheduled warm-up time. Guides will assist you when you arrive and someone will take your ANNOUNCEMENT FORM, FORM 1 and your UIL CONTEST SCRIPT. Inform your parents that if an earlier band has bus trouble and arrives late, you may be moved ahead in the schedule.

WARM-UP: When you arrive, you will be escorted to one of 3 warm-up areas on the west side of the stadium. Please have your band face west (towards the houses when playing). Front Ensemble (Pit) will have an area to warm-up as well next to the buses **Also, the use of any kind of voice amplification equipment is not allowed in the warm-up areas.**

WIRELESS FREQUENCY: The wireless system at Ratliff Stadium will be TURNED OFF for this contest. There shouldn't be any problems with frequency crossover.

CONTEST OFFICE: Located in the Press Box. Only Directors and contest workers will be allowed to enter.

RATINGS: Ratings will be announced as soon as possible after the end of each class. Critique sheets and awards may be picked up in the 1st floor of the Press Box following your band's performance.

WRISTBANDS: When you arrive, your guide will have wristbands for your volunteers who move equipment (front ensemble, props, etc...) onto the field. Only those with these wristbands will be allowed onto the track and field. This wristband will also get them back into the contest, once they have exited the top of the ramp. They must, however, go through the main entrance gate to go up into the stands.

After Warm-up: Your guide will escort you to the stadium's northeast gate, where you will enter to perform. Once you are there. If the tunnel is empty, you will be guided down the ramp to the field entrance. (Ready Area). All Front Ensemble and Prop instruments/equipment must enter through the SOUTHWEST GATE of the stadium. A guide will be there to assist you down the ramp to the ready area.

READY AREA: ***YOU MAY NOT BEGIN MOVING FROM THE READY AREA UNTIL IT IS ANNOUNCED THAT YOUR BAND HAS FIVE MINUTES TO PREPARE.** Your pit **equipment** must also remain in the pit ready area until the announcement. Your group will be officially introduced with 45 seconds left in you five minutes, and the 8:00 clock will start at the end of your five minutes. This is very important to keep the contest running on schedule. PLEASE REFER TO THE OFFICIAL TIMING THAT IS OUTLINED IN THE REGION MARCHING SECTION OF THE REGION 6 WEBSITE (www.uilmusicregion6.com) ANY BAND, WHO FAILS TO FOLLOW THE LOCAL GROUND RULES OF THE CONTEST MAY BE DISQUALIFIED. (C&CR Section 1105, f-5)*

BAND EXIT: Following your performance, your band will exit through the NORTHEAST GATE (up the stairs) and walk around the north end sidewalk to the west side (where buses and trucks are parked).

VIDEO TAPING: You are welcome to provide ONE parent or representative to come to the P2 level of the Press Box to record your own bands performance. They will be allowed to set up their equipment to record during the band immediately preceding your group, but must leave the Press Box as soon as your group has finished. **YOU MUST MUST HAVE FILLED OUT THE ONLINE FORM AND SUBMITTED IT TO UIL CONCERNING COPYRIGHT CLEARANCE. NO VIDEOS MAY BE RECORDED AND REPLICATED FOR SALE AFTER THE EVENT, AND NO RECORDINGS SHOULD BE POSTED TO ONLINE PLATFORMS.** You will receive a **PRESS BOX** pass to print and provide to your video person that will allow them access to the Press Box and the video area. The P2 monitor will have a list of those schools who have submitted their forms and only those schools will be allowed access to the Press Box video rooms, regardless of whether they have the pass.

AT NO TIME, OTHER THAN THE ACTUAL MARCHING PERFORMANCE, WILL BANDS BE ALLOWED ON THE MARCHING FIELD OR THE TRACK AREA.

If I can be of assistance to you, please contact me on my cell phone, 806-470-1051. You may also contact me via email john.mayo@ectorcountysd.org.

NO BALLOONS

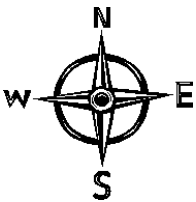
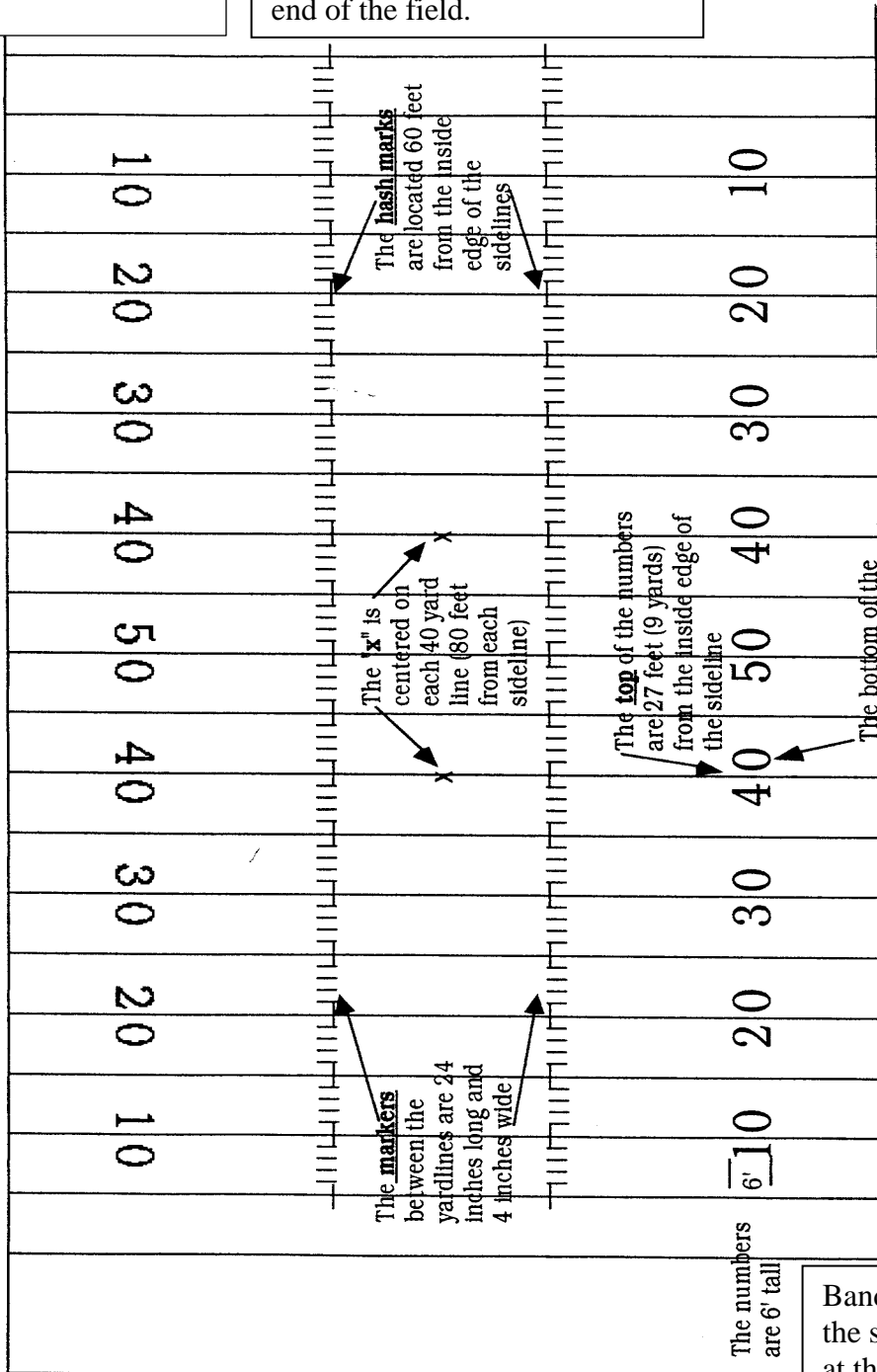
Please remember that UIL rules prohibit balloons at any UIL event. Make sure that your parents and other supporters are aware of this policy.

Region VI UIL Marching Contest
 Saturday, 16, 2021

Bands enter through this gate.

Ready area is on the track at this end of the field.

RATLIFF STADIUM LAYOUT



Front Ensemble/Props Enter through this gate.

Bands exit through the stairs located at the end of the stadium on this side of the field.

The numbers are 6' tall

The bottom of the numbers are 21' (7 yds.) from the inside edge of the sideline

The markers between the yardlines are 24 inches long and 4 inches wide

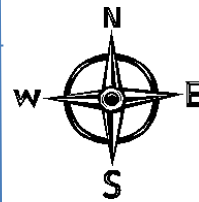
The 'x' is centered on each 40 yard line (80 feet from each sideline)

The top of the numbers are 27 feet (9 yards) from the inside edge of the sideline

The hash marks are located 60 feet from the inside edge of the sidelines

Region VI UIL Marching Contest
Saturday, 16. 2021

Charles Walker



Warm-up Area A

Bus & Equipment Vehicle Parking

Check In Tent

Buses & Trucks Enter through NORTH Gate.

Warm-up Area B


Please follow parking guides upon entering the lot.

Handicap, Elderly Parking, & Contest Worker Parking (Rows 1-2)

Spectator Parking (Rows 3-6)

The east parking lot will be used for over flow.

Warm-up Area C



South Gate Spectator Entrance

G
r
a
n
d
v
i
e
w

R
d

Yukon Rd.

Region VI UIL Marching Contest
Saturday, 16. 2021

